


10

STARTUP & SMALL BUSINESS STATISTICS TO BE HOPEFUL ABOUT

1

The Startup Activity Index has steadily increased year over year for the last 3 years



2

Adults 55+ show the largest growth of any entrepreneurial age segment (last 20 years)



3

Top metro areas for startup growth


- Miami-Fort Lauderdale, FL
- Austin, TX
- Los Angeles, CA



4


Fastest Growing Industries

- Computer systems design firms
- Building services companies
- Building finishing contractors



5

Two founders are better than one



30% more capital raised

3X faster growth

19% less likely to scale up prematurely


6

Small businesses make up 99% of all U.S. businesses



7

Small business owners by age



51%

50-88 years

33%


33-49 years

16%

35 & under

8

Degree or not degree?



52% of entrepreneurs have a bachelor's degree or higher


45% completed H.S. but have no degree

9

Highest small business success rates



Finance




Real Estate



Insurance

10



82%

of entrepreneurs use personal savings to start their businesses, or they get funding from family and friends

The future looks bright for would-be, soon-to-be, and recently launched entrepreneur businesses. What are you waiting for? **Launch your idea with a .CO domain today.**



www.go.co